

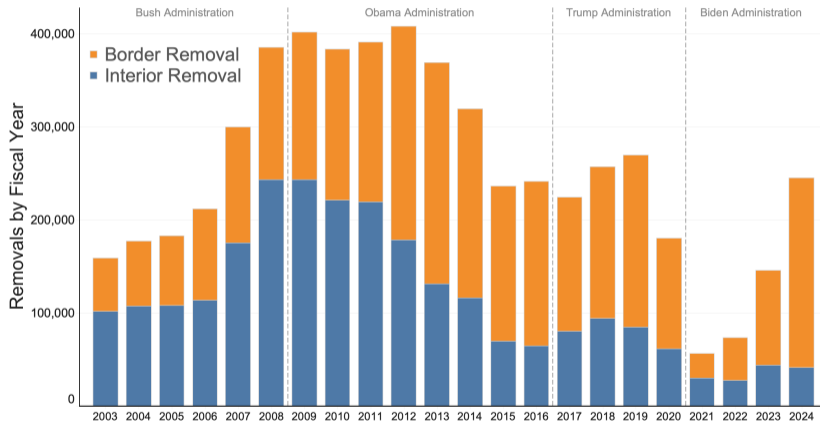
ICE Arrests in Trump 2.0 and Their Economic Impacts

Chloe N. East (she/her)
Associate Professor of Economics
University of Colorado Boulder

In collaboration with Caitlin Patler, Elizabeth Cox, Austin Kocher, Adam Sawyer, and Preston Lux. Thanks to Russell Sage Foundation for funding.

Modern History of U.S. Immigration Enforcement

DEPORTATIONS FROM INTERIOR AND BORDER ENFORCEMENT FY 2003 - FY 2024



Source: The Transactional Records Access Clearinghouse (TRAC) at Syracuse University.

Notes: Includes only removals by US Immigration and Customs Enforcement (ICE), which account for the majority of removals. "Border" refers to removals initiated as arrests by Customs and Border Protection, usually near the border. "Interior" refers to removals initiated as ICE arrests, typically in the interior. Presidential administrations typically start during the fourth month of the fiscal year.

Data for 2024 is extrapolated from the first five months of FY24.

EconoFact: econofact.org

Contextualizing ICE Activity in Trump 2.0: ICE Arrests

ICE Arrests across Trump's First and Second Terms: Variation in Targeting, Method, and Geography

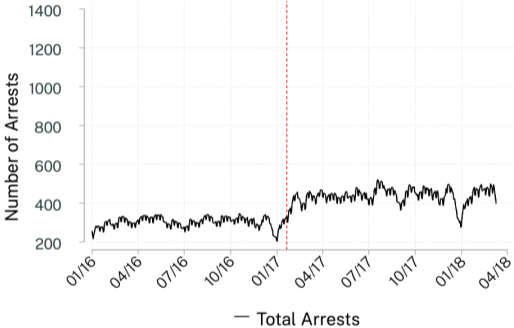
with Caitlin Patler (UC Berkeley) and Elizabeth Cox (CU Boulder)

- How is ICE activity in Trump 2.0 different than past 10 years including 1.0?
- Is the administration targeting the “worst of the worst”?

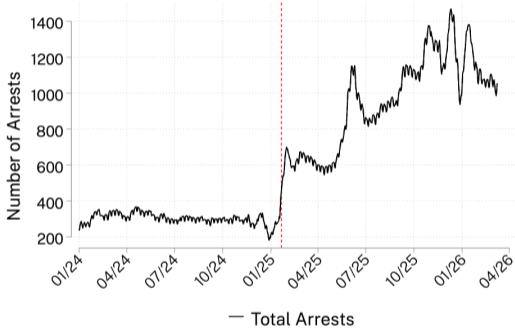
1. Scale of ICE Arrests

ICE Daily Arrests Increased 43% in 1st Term, 214% in 2nd

2016-2018



2024-2026



1. Scale of ICE Arrests

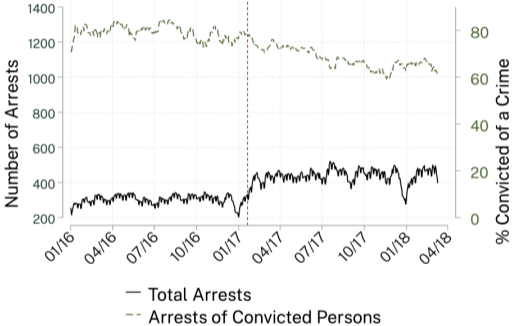
Data shows:

- **Scale unprecedented**
- **Not hitting goals**

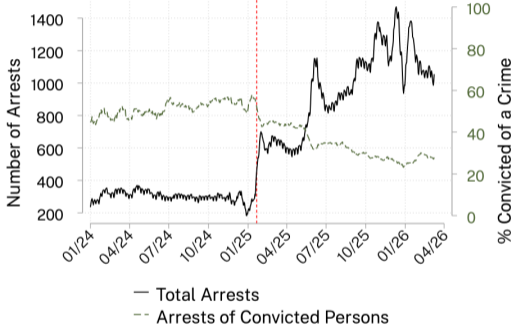
2. Targeting of ICE Arrests

Percent with Criminal Conviction Fell 14% in 1st Term, 35% in 2nd

2016-2018



2024-2026



Criminal Convictions Are Often Not for Severe Crimes

- 33% of convictions were misdemeanors in 2017 (eg. shoplifting, trespassing)
- The most common criminal convictions in 2017 were DUIs and traffic offenses
- **In general, research finds immigrants commit crimes at lower rates than U.S.-born**

2. Targeting of ICE Arrests

Data shows:

- **Not prioritizing those with criminal convictions**
- **Targeting gets worse as number of arrests increases**

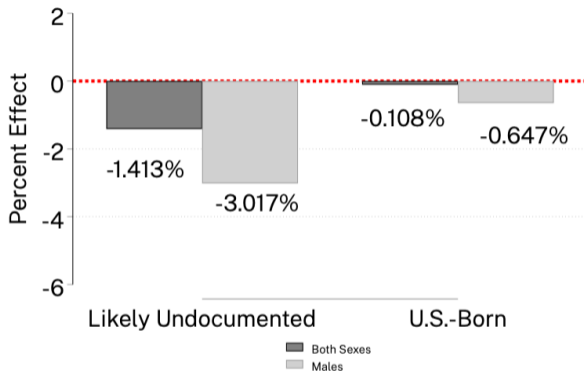
Economic Impacts

Labor Market Impacts of ICE Arrests in Trump 2.0

with Elizabeth Cox (CU Boulder)

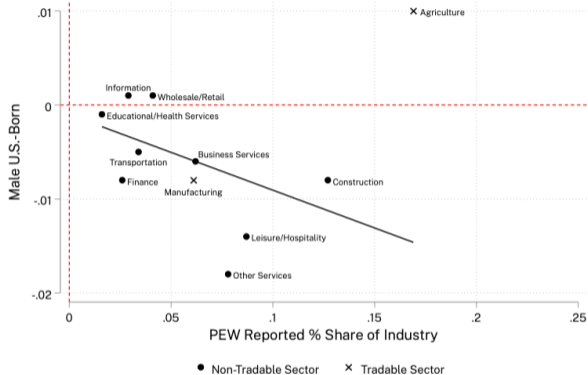
- What are the initial impacts of this on labor market outcomes for immigrants remaining in the U.S.?
- Any evidence of benefits (or harms) for U.S.-born workers?

Change in Labor Market Outcomes



- Reductions in employment for both likely undocumented and U.S.-born men
- Find no evidence that wages have risen

Effects on Male U.S.-born Workers by Sector



- Reductions in employment in sectors that rely on immigrants
- And in sectors that will be impacted by reductions in consumer activity

Thank you!

chloe.east@colorado.edu