

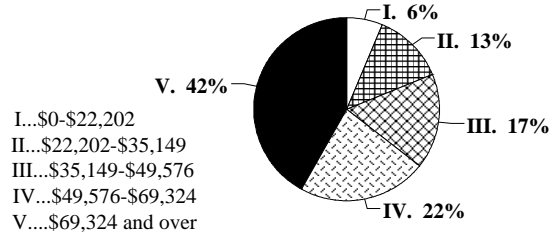
# WYOMING

## Income Inequality Among Families In Wyoming Has Increased Since the 1970s

### Income Gaps, Late 1990s

	Rank (1 is most unequal)
Richest fifth vs. poorest fifth	42
Richest fifth vs. middle fifth	46

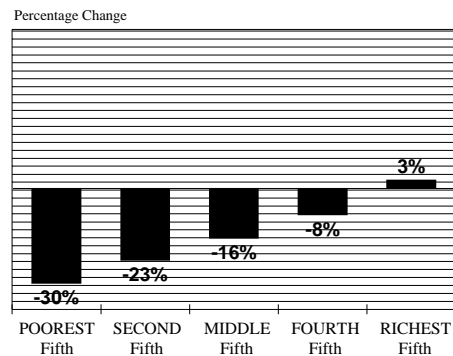
### Share of Income Held by Each Income Fifth, Late 1990s



### Inflation-Adjusted Change in Incomes Late 1970s to Late 1990s

	Dollar Change	% Change
Poorest Fifth . . .	-\$5,610*	-30%
Middle Fifth . . . .	-\$7,730*	-16%
Richest Fifth . . . .	\$2,760	3%

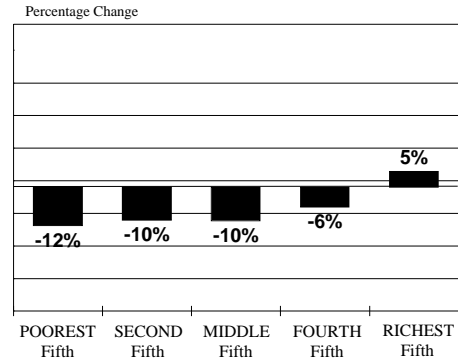
### Income Change for Wyoming Families Late 1970s to Late 1990s, by Fifth of Families



### Inflation-Adjusted Change in Incomes Late 1980s to Late 1990s

	Dollar Change	% Change
Poorest Fifth . . .	-\$1,760*	-12%
Middle Fifth . . . .	-\$4,770*	-10%
Richest Fifth . . . .	\$5,000	5%

### Income Change for Wyoming Families Late 1980s to Late 1990s, by Fifth of Families



\* Change is statistically significant at the 95 percent level of confidence. No statistical significance test was conducted for percentage changes.