

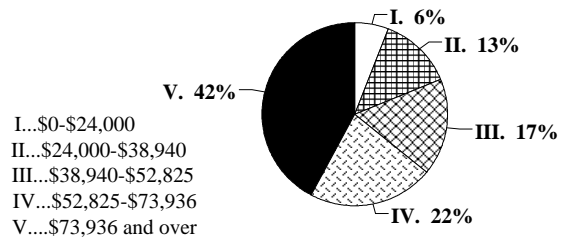
VERMONT

Income Inequality Among Families In Vermont Has Increased Since the 1970s

Income Gaps, Late 1990s

	Rank (1 is most unequal)
Richest fifth vs. poorest fifth	40
Richest fifth vs. middle fifth	41

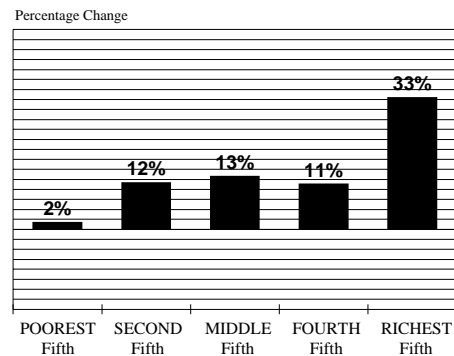
Share of Income Held by Each Income Fifth, Late 1990s



Inflation-Adjusted Change in Incomes Late 1970s to Late 1990s

	Dollar Change	% Change
Poorest Fifth . . .	\$240	2%
Middle Fifth	\$5,350*	13%
Richest Fifth	\$29,940*	33%

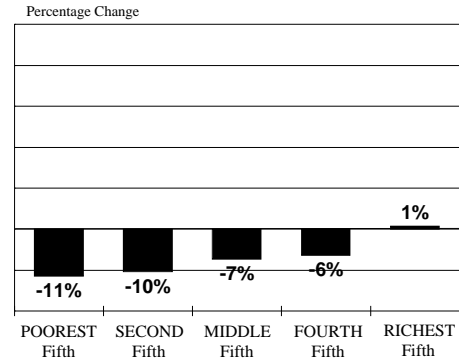
Income Change for Vermont Families Late 1970s to Late 1990s, by Fifth of Families



Inflation-Adjusted Change in Incomes Late 1980s to Late 1990s

	Dollar Change	% Change
Poorest Fifth . . .	-\$1,860*	-11%
Middle Fifth	-\$3,610*	-7%
Richest Fifth	\$850	1%

Income Change for Vermont Families Late 1980s to Late 1990s, by Fifth of Families



* Change is statistically significant at the 95 percent level of confidence. No statistical significance test was conducted for percentage changes.

Source: Economic Policy Institute/Center on Budget and Policy Priorities