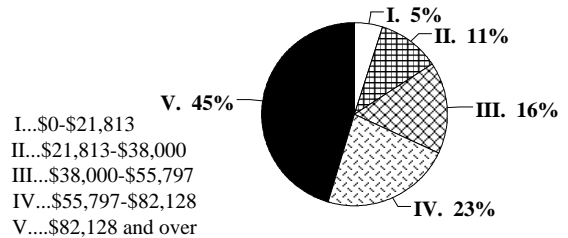


UNITED STATES

Income Inequality Among Families In the United States Has Increased Since the 1970s

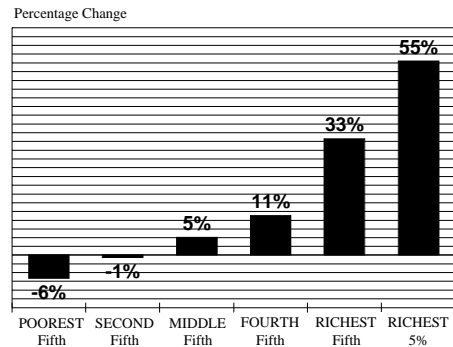
Share of Income Held by
Each Income Fifth, Late 1990s



Inflation-Adjusted Change in Incomes Late 1970s to Late 1990s

	Dollar Change	% Change
Poorest Fifth . . .	-\$900*	-6%
Middle Fifth	\$2,250*	5%
Richest Fifth	\$34,370*	33%
Richest 5%	\$84,760*	55%

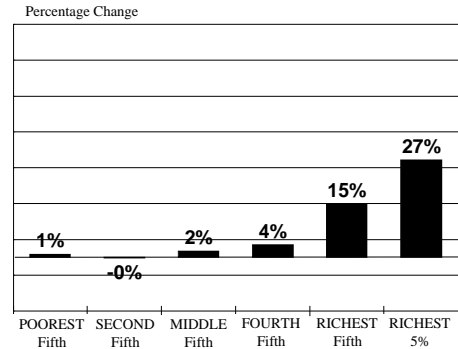
Income Change for U.S. Families
Late 1970s to Late 1990s, by Fifth of Families



Inflation-Adjusted Change in Incomes Late 1980s to Late 1990s

	Dollar Change	% Change
Poorest Fifth . . .	\$100	1%
Middle Fifth	\$780*	2%
Richest Fifth	\$17,870*	15%
Richest 5%	\$50,760*	27%

Income Change for U.S. Families
Late 1980s to Late 1990s, by Fifth of Families



* Change is statistically significant at the 95 percent level of confidence. No statistical significance test was conducted for percentage changes.