

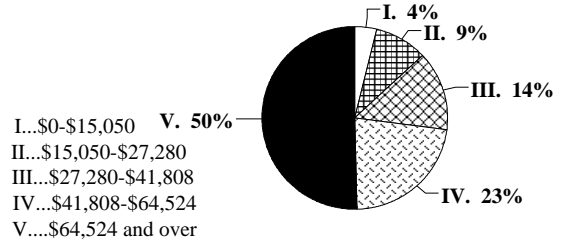
NEW MEXICO

Income Inequality Among Families In New Mexico Has Increased Since the 1970s

Income Gaps, Late 1990s

	Rank (1 is most unequal)
Richest fifth vs. poorest fifth	3
Richest fifth vs. middle fifth	2

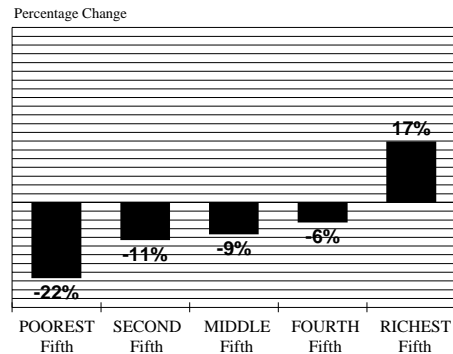
Share of Income Held by Each Income Fifth, Late 1990s



Inflation-Adjusted Change in Incomes Late 1970s to Late 1990s

	Dollar Change	% Change
Poorest Fifth . . .	-\$2,390*	-22%
Middle Fifth	-\$3,360*	-9%
Richest Fifth	\$16,400*	17%

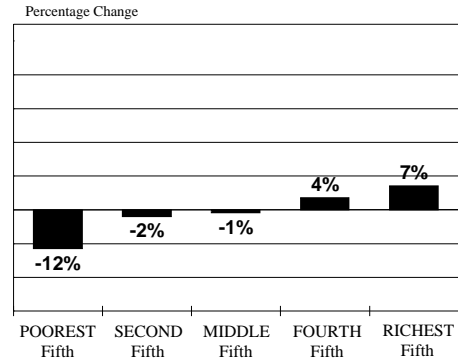
Income Change for New Mexico Families Late 1970s to Late 1990s, by Fifth of Families



Inflation-Adjusted Change in Incomes Late 1980s to Late 1990s

	Dollar Change	% Change
Poorest Fifth . . .	-\$1,130*	-12%
Middle Fifth	-\$280	-1%
Richest Fifth	\$7,450	7%

Income Change for New Mexico Families Late 1980s to Late 1990s, by Fifth of Families



* Change is statistically significant at the 95 percent level of confidence. No statistical significance test was conducted for percentage changes.