

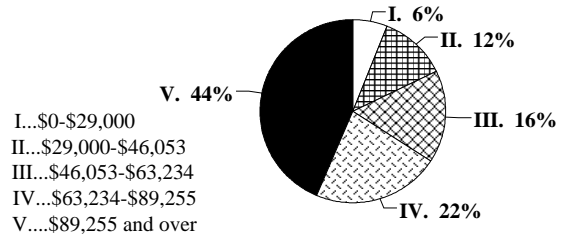
# COLORADO

## Income Inequality Among Families In Colorado Has Increased Since the 1970s

### Income Gaps, Late 1990s

	Rank (1 is most unequal)
Richest fifth vs. poorest fifth	46
Richest fifth vs. middle fifth	29

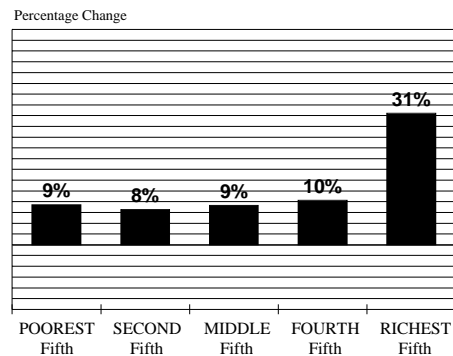
### Share of Income Held by Each Income Fifth, Late 1990s



### Inflation-Adjusted Change in Incomes Late 1970s to Late 1990s

	Dollar Change	% Change
Poorest Fifth . . .	\$1,570*	9%
Middle Fifth . . . .	\$4,550*	9%
Richest Fifth . . . .	\$34,790*	31%

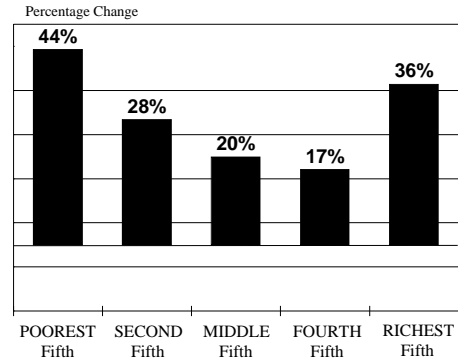
### Income Change for Colorado Families Late 1970s to Late 1990s, by Fifth of Families



### Inflation-Adjusted Change in Incomes Late 1980s to Late 1990s

	Dollar Change	% Change
Poorest Fifth . . .	\$5,660*	44%
Middle Fifth . . . .	\$9,010*	20%
Richest Fifth . . . .	\$39,730*	36%

### Income Change for Colorado Families Late 1980s to Late 1990s, by Fifth of Families



\* Change is statistically significant at the 95 percent level of confidence. No statistical significance test was conducted for percentage changes.

Source: Economic Policy Institute/Center on Budget and Policy Priorities