

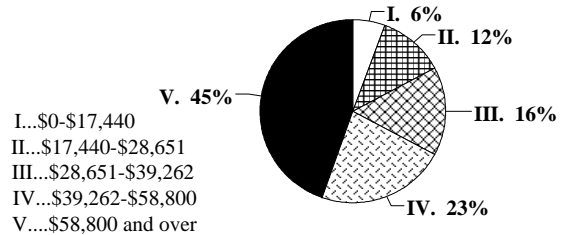
# ARKANSAS

## Income Inequality Among Families In Arkansas Has Increased Since the 1970s

### Income Gaps, Late 1990s

	Rank (1 is most unequal)
Richest fifth vs. poorest fifth	28
Richest fifth vs. middle fifth	15

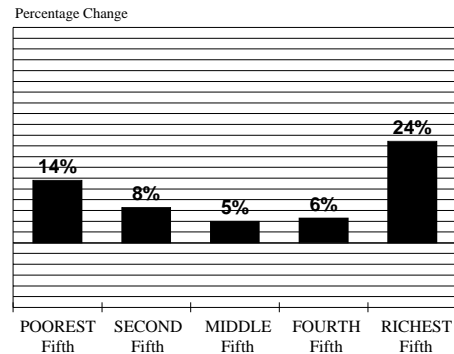
### Share of Income Held by Each Income Fifth, Late 1990s



### Inflation-Adjusted Change in Incomes Late 1970s to Late 1990s

	Dollar Change	% Change
Poorest Fifth . . .	\$1,360*	14%
Middle Fifth . . . .	\$1,620*	5%
Richest Fifth . . . .	\$18,980*	24%

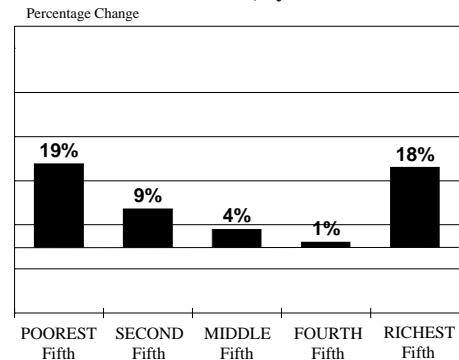
### Income Change for Arkansas Families Late 1970s to Late 1990s, by Fifth of Families



### Inflation-Adjusted Change in Incomes Late 1980s to Late 1990s

	Dollar Change	% Change
Poorest Fifth . . .	\$1,700*	19%
Middle Fifth . . . .	\$1,300*	4%
Richest Fifth . . . .	\$15,180	18%

### Income Change for Arkansas Families Late 1980s to Late 1990s, by Fifth of Families



\* Change is statistically significant at the 95 percent level of confidence. No statistical significance test was conducted for percentage changes.

Source: Economic Policy Institute/Center on Budget and Policy Priorities