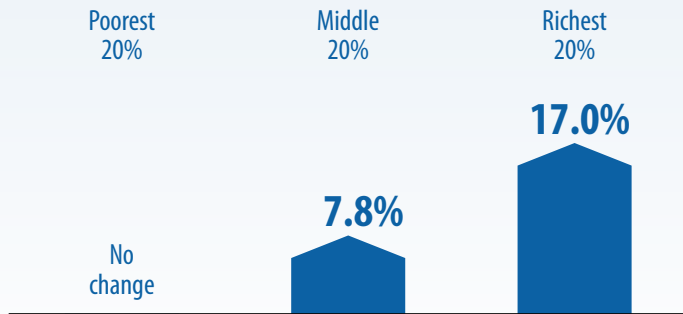


INCOME INEQUALITY HAS GROWN IN LOUISIANA

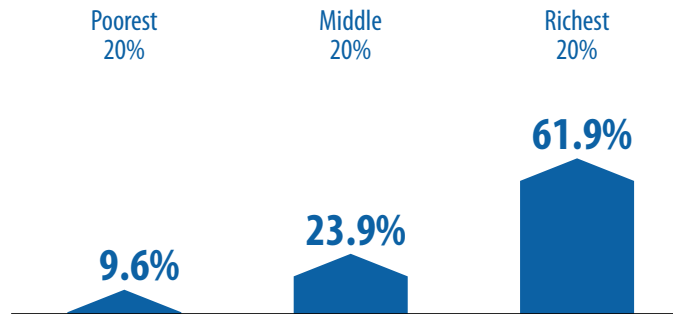
A Lost Decade for Louisiana's Low- and Middle-Income Households

Change in income by household income group, late 1990s to mid-2000s



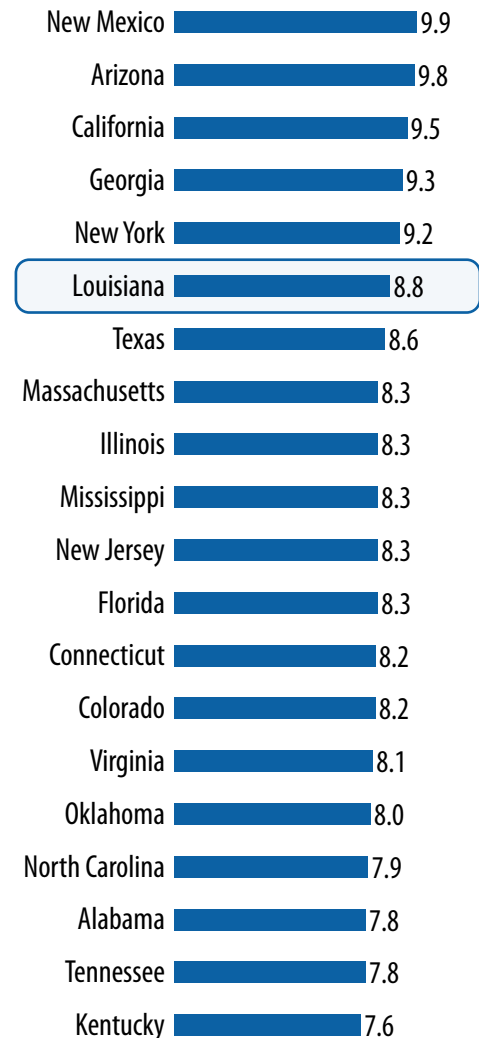
Inequality Worsening Since the 1970s

Change in income by household income group, late 1970s to mid-2000s



Louisiana Among States with Highest Income Inequality

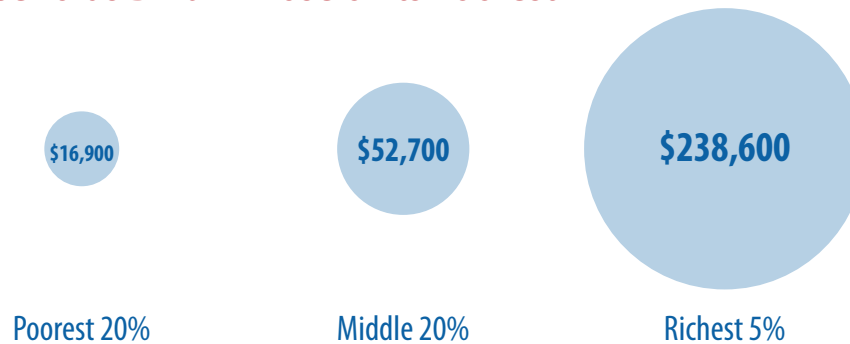
Ratio of average household income for the richest 20% of households to the poorest 20% of households, 2008-2010



Incomes of Louisiana's Richest Households Dwarf Those of Its Poorest

After decades of widening inequality, Louisiana's richest households have dramatically bigger incomes than its poorest households.

The richest 5 percent of households have average incomes 14.1 times as large as the bottom 20 percent of households and 4.5 times as large as the middle 20 percent of households.



Source: Economic Policy Institute/Center on Budget and Policy Priorities analysis of U.S. Census Bureau data. Income is post-federal tax and includes the value of the EITC and the value of food stamps and housing subsidies. Income is adjusted for inflation (to 2009 dollars) and for household size. Changes shown are significant at the 90% level. For more detail, see *Pulling Apart: A State-by-State Analysis of Income Trends*, November 2012.